

GILWELL GAZETTE

CAMP MAKUALLA, CRATER LAKE COUNCIL, BOY
SCOUTS OF AMERICA

VOL. 1 WE1-491-99
SEPTEMBER 3, 1999, ISSUE NO.1

WELCOME TO WOOD BADGE!

Two Tiny Wooden Beads

Two tiny wooden beads on a leather thong. It doesn't sound like an outstanding badge and mark of distinction but it is known and respected as such around the globe. It is symbolic of the efforts and interest of one man who launched the greatest movement for boys the world has ever known.

It is the mark of people who have demonstrated that they are people of character and who are devoted to a cause. People who strive for perfection well knowing that even the best is not enough. People that hold the welfare of others before self: Scouters who live up to all that name implies. Awarded to a Scouter on the basis of what he or she thinks and is more than on what he or she knows.

They must demonstrate that they have 'know-how' too. Good intentions count for little until, by the application of ability and determination, they produce results that count. Striving for perfection in themselves that they might train others better.

To this end exists the Wood Badge.

It is doubtful that the thought ever entered the mind of Robert Baden-Powell, that his efforts on Brownsea Island would grow to influence the youth of the world and that, in the days ahead, thousands upon thousands of people would carry his efforts forward to an ever increasing number of boys.

Who knows but that this effort, this crusade, may flourish to the end that two tiny beads on a leather thong may yet become the symbol of a succeeding effort to bring about a world brotherhood of man under a Fatherhood of God.

To that end may the Wood Badge serve and her men and women never falter or fail.

Two tiny wooden beads on a leather thong.

They could symbolize the hope of the world - it's up to you.

Source: Scouting Magazine (Britain) December 1987.

PHOTO REMINDER

Remember to brush your teeth, comb your hair, and shine your shoes extra carefully for Saturday morning. We'll be having our Course photos taken that morning. Photos will be ready for review and orders may be placed later in the Course.

WORLD FRIENDSHIP FUND

It is traditional at Wood Badge courses that a special offering be taken as part of the Sunday worship services to be contributed to the World Friendship Fund. This fund is set up by the International Division of the Boy Scouts of America to promote Scouting in countries that lack the many resources that we enjoy in our Scouting program here in the United States. All contributions will be forwarded as part of the course director's closeout report.

INSPIRATIONAL

When we think of our responsibilities toward boys, let us remember that our task is larger than ourselves, our influence more lasting than our lives. (Thomas S. Monson., *Ensign*, April 1955, page 77)

Men have explored the wisdom of ages to give you the program of Scouting. (Boy Scouts of America, Revised Handbook for Boys, 1943, page 5)

When you get to the top, throw ropes not rocks.

If someone accuses you of being a Scouter, will he/she be able to find enough evidence to convict you?

EDITOR NEEDS HELP!

This is true! Ask any Staph person, and the reply will definitely be that the Editor of this esteemed publication needs help. The more help the better. If you have any spare time, get yourself published in future editions of the Gilwell Gazette! Submit any legible copy to any Staph person and they will rush it to the pressroom so we can stop the presses and let all of us see the wisdom that you can share with the entire Troop. We reserve the right to edit for space, and with any luck, the spell check dictionary will be able to read all of your words.

WELCOME TO CAMP MAKUALLA!

It is not exactly incidental that boys say . . . they joined scouting to go hiking and camping. Scouting is outing."


The Crater Lake Council offers a long-term camping experience for every troop and Scout in and out of the Council at Camp Makualla. Camp Makualla is located on Crescent Lake offering a great view of Diamond Peak across the lake.

Activities include hikes up Cowhorn Mountain and Diamond Peak, Canoe Trips on Marsh Creek and Crescent Lake, hikes to other areas of the Deschutes National Forest, White Water Raft Trips on the Deschutes River and a trip to Crater Lake.

The pride of Camp Makualla is its location in the heart of the Cascades and the Deschutes National Forest, on beautiful Crescent Lake. This location allows each Scout to experience the "outing" in Scouting. Along with an ideal setting,

Camp Makualla's Program offers a wide range of activities on a flexible schedule for all Scouts. These activities give your Scouts many opportunities for Advancement, Adventure, and leadership. Your Scouts' experiences at Camp Makualla wouldn't be complete without doing several of the many activities offered.

(The above article was lifted from the Crater Lake Council Web Pages)

 **The Editor found this article on the Web, and reprints it here. I have corresponded with Mike Walton, the Blackeagle, and find him to be one of the most net-savvy Scouters around)**

Re: Allocation of Scouts' fund raising

Settummanque, the blackeagle (WAL TOML@WKUVX1.BITNET) Fri, 25 Jun 1993 19:02:18 CDT

Jim McCullars <JIM@UAHIS1.UAH.EDU>

writes: *Hello! I need some thoughts on how some other troops keep up with money raised by Scouts in a troop fund raising event. For example, suppose we sell a product and a boy nets \$100.00. Of that \$100, what part do you allocate to the troop for expenses, and what part goes to the boy? Also, are there any restrictions on how the boy can use his part of the earnings (uniforms, summer camp, etc), or is it his money outright? Finally, what happens to a boy's balance when he leaves the troop? All ideas appreciated.*

Hi Jim!!!

The way that I've worked it out with Explorer Posts, Scout Troops and a Cub Pack is that "all monies earned by members of the unit during a unit fund-raising event STAYS with the unit".

This statement appears in our unit's policy handout that I've used with each of those units. I further explain that I as a Committee Chair or as the unit leader may give out a prize or some sort of rotating trophy for the winning Patrol or individual, but if it's a prize, it is something that the Scout can use or the Patrol can use (a Coleman (Tm) lantern or cook kit; a new tent; a backpack; something that is worth the "money" that the Scout helped raise). More on that in a moment.

In the Post and Troop settings, three-quarters goes to the "unit account" and one-quarter goes to the "personal account" of the individual. That one-quarter accumulates until the "required amount" is reached for attendance at a specific event (for example, \$100 for summer camp). Any "leftover" amount goes to the "unit account" so that the unit can fund those that could not afford their personal share of the cost of going to the event.

In the Pack setting, eight-tenths goes to the "unit account" and two tenths to the "Den Account" to fund Den activities and events, since the only time personal monies is necessary is during Cub Camp or WEBELOS Day Camp.

When a youth leaves the unit for ANY reason, the monies in his or her "personal account" goes back to the "unit account". I don't give out "work checks" or anything like that to leaving Scouts. If the Scout or Explorer is transferring to another unit in town, I would extend to him or her the opportunity to go with us to camp or whatever anyway and the person and his/her parents have that option to go with us or not...but not to "take the money and go elsewhere".

(many times, Jim, parents of Scouts want to do just that because they've heard that "Troop XX is going to Danger Falls Reservation and you guys are only going to the Council camp...and since MY son earned \$200 for camp, we want to use that for his fee to go to Danger Falls instead when he transfers to Troop XX." THAT is the reason why in our interviews with the parents and in the "Troop Policy" handout, the above statement that I'd started with is in BOLD, LARGE BLOCK letters. Cuts down heavily on the "I wanna go to....." from the parents, the Scouts or Explorers truly don't care...as long as they are going SOMEPLACE!! *smile*)

Note, Jim, that NO MONIES GOES TO THE SCOUT TO SPEND ON "Extras". I am a firm believer of the adage in Scouting that "each Scout pays his way". I am also a realist, and while \$150 is a large amount of money for a Scout to pay for summer camp, if he earns \$100 of it while a member of the Troop, I am POSITIVE that he can be motivated to earn the other \$50 before camp starts. In the event that he truly cannot do that, the other "leftover" monies from the unit account can be spent to fund a PORTION of the Scout/Explorer's attendance.

Okay...let me explain the "something that's worth the money that the Scout raised" comment I made earlier. If a Scout raises \$500 during a fund raising event, we would try to find a Scouting-related gift to give to that Scout that equals out \$125 or about, if he raised more money than anyone else in the unit. Most of the time, I don't like this "personal prize" (but I have to go with it because of the other members of the unit's committee or because of the chartered partner WANTING to give a prize or something silly like that) and would rather give the "rotating trophy" to the Patrol that raised the most money during the event. (FYI, my "rotating trophy" is a rather simple thing:

In the center of the board, I've found some old "currency" (from yard sales and old toys) that have large denominations (100, 500, etc) and glued the to the center of the board, which has been sanded and stained before. Then I apply two coats of polyurethane (sp) to the entire thing (two coats because it's going to be outside a lot!) and viola! I have the "money seed" trophy! The winning Patrol gets to get an engraving plate attached to the front or back, and they get to keep it until the next fund raiser. One Patrol was really ingenious; they used the "help us keep the trophy" as part of their fund raising campaign.) If you are trying to keep Patrol spirit high (or just to get it going!!) this is a great option to go about doing it! You can also give out patrol prizes like cook kits and stoves, but I find that eventually the "prizes" somehow don't mean the same when you have to "use and clean them". In a new troop, however, this may work wonders. It did for one of the Troops that I was a commissioner for.

Finally, stress the REASON why the funds are being raised and keep the focus on that. Scouts get into "slumps" where if you are constantly raising money, even if they are reminded of the reason, they stop wanting to participate because "they never see the end of it...". Have a SPECIFIC time period when the campaign STARTS and STOPS and STICK TO IT!! (no extensions...hey, if you don't raise the monies, then you have to go to plan "B" or not go! That's real life and Scouts need to understand that!)

During the campaign, remind the Scouts/Explorers when the campaign will end, what the winner/winners will receive for their efforts, and what the "payoff" is. DON'T HAVE "SURPRISES". Surprises end up blooming and blooming and when it "finally hits", it's NEVER like what the Scouts imagined at all, so don't heighten their expectations!

Hope that you have a great fund raising campaign and can use the information!

Settumanque!

Mike L. Walton Greenwood, Kentucky

WEB SITE OF THE DAY

Mike Walton=s The Tree <http://www.mninter.net/~blkeagle/>
(This guy has some good stuff)

Just a Pain in the Neck

Once there was this Indian who found that every time he bent over to Pick up the paddle for his canoe, he'd get this terrible crick in his back. He went to see the doctor the next time he was in town, and the doctor said, "If this happens to you again, simply grasp the paddle with both hands, shove the bottom of the paddle into the ground, and pull yourself up." The next day the Indian was reaching for the paddle when he once again got the crick in his back. Remembering what the doctor had told him, he grabbed the paddle and managed to slowly work his way up It. When at last he was able to stand up again, he was very surprised to find himself up a paddle without a crick.

-- Thanks to Lorrill Buyens, buyensl@primenet.com

A MINUTE FROM THE SCOUTMASTER

Bravery

Contributed By Tim Kenyon

Comments: Repeat the central phrase "Courage is the ability..." slowly and with great emphasis.

Scoutmaster's Minute

"Brave" is the 10th point of the Scout Law. A Scout is brave. He has the courage to stand up for what he thinks is right even if others

laugh at him or threaten him. It has been said that "Courage is the ability to do the right thing when the wrong thing is the easy thing."

Do the right thing. Be brave.

SCOUTING ONLINE (www.scoutorama.com)

email: webmaster@scoutorama.com

Scouting Online is 1267 days old!

This minute was taken from the above WEB site.

(Whenever we use a resource from any of the Scouting links ((and there are thousands of >em)), we always try to acknowledge them as best we can.. ED)

I hadn't heard thisbut I trust the source.

Subject: HOW TO SURVIVE A HEART ATTACK IF YOU'RE ALONE

Let's say it's 4:17 p.m. and you're driving home - alone. All of a sudden you start experiencing severe pain in your chest that starts to radiate out into your arm and up into your jaw. You are only about five miles from the hospital nearest your home, unfortunately you don't know if you'll be able to make it that far. What can you do?

You've been trained in CPR but the guy that taught the course neglected to tell you how to perform it on yourself.

HOW TO SURVIVE A HEART ATTACK WHEN ALONE.

Without help the person whose heart stops beating properly and who begins to feel faint, has only about 10 seconds left before losing consciousness.

However, these victims can help themselves by coughing repeatedly and very vigorously. A deep breath should be taken before each cough, and the cough must be deep and prolonged, as when producing sputum from deep inside the chest. A breath and a cough must be repeated about every two seconds without let up until help arrives, or the heart is felt to be beating normally again.

Deep breaths get oxygen into the lungs and coughing movement squeezes the heart and keep the blood circulating. The squeezing pressure on the heart also helps it regain normal rhythm. In this way, heart attack victims can get to a phone and, between breaths, call for help.

Tell as many other people as possible about this, it could save their lives!
Health Cares, Rochester General Hospital via Newsletter

GILWELL GAZETTE

CAMP MAKUALLA, CRATER LAKE COUNCIL, BOY
SCOUTS OF AMERICA

VOL.1 WE1-491-99
SEPTEMBER 4, 1999, ISSUE NO.2

THE FOLLOWING IS FROM A WEB LINK FOLLOWED LATE AT NIGHT

AT THIS POINT, IT WOULD USUALLY HAVE BEEN SAFER TO UNPLUG
AND GO TO SLEEP, BUT I HAD TOO MUCH SPARE TIME ON MY
HANDS

by Auntie Lope

The Wood Badge Patrol Name Encyclopedia

The Wood Badge Patrol Name Encyclopedia

Updated October 29th, 1998.

Notice: This information would normally NOT be from official sources, but from
scouters world-wide. As time goes by a lot of it is confirmed by course directors, national training
comissioners etc. though. You are encouraged to contribute/comment; I will also appreciate information
about countries which do not use patrols at Wood Badge.

Yours in Scouting

JErn Lodahl

ARGENTINA

Nowadays there are no patrols in the Wood Badge Course. But earlier they used to
be Toros (Bulls), Chorlitos (Curlews), Lobos (Wolves), Cuervos (Crows).

AUSTRIA

Pecker, Cuckoo, Pigeon, Owl, Raven, Bull, Curlew and Wolf.

AUSTRALIA

A course may use the original patrol names e.g. Owls, Woodpeckers, Cuckoos,
Pigeons, Curlews and Ravens OR they may use the Australian Scout patrol names
for courses other than Cub Scouts.

The Australian names are Albatross, Dingo, Eagle, Emu, Falcon, Frilled Lizard, Hawk, Kangaroo,
Kingfisher, Koala, Kookaburra, Lyrebird, Magpie, Owl, Panther, Parrot, Penguin Platypus, Possum,
Quokka, Rosella, Red Back Spider, Scorpion,
Seagull, Seal, Tasmanian Tiger, Wallaby and Wombat.

For group leaders a patrol called "Groupies" are known.

BELIZE

The patrols in order are: Jaguars, Jabirus (stork), Tapirs, Parrots, Manatees,
Toucans, Howlers (monkey) and Gibnuts (rodent).

BRAZIL

Each state has its traditions. The following information is from Rio de Janeiro State. Scout Patrols has the names of Rio de Janeiro's animals as: touros (bulls), corujas (owls), raposas (foxes), cobras (snakes), guaxinim (raccoons), morcegos (bats) and gavião (hawks). There also was an Eagle (Águia) patrol in 1991. In Senior Scout courses the name of mountains in Serra dos Órgãos are used: Pedra do Sino (Bell's Rock), Dedo de Deus (Finger of God), Nariz do Frade (Priest's Nose) and Itacolomi.

CANADA

Bear, Octopus, Crow, Deer, Owl, and Fox. From a particular Wood Badge Course for the scout section, the patrols were encouraged to find unusual names: Flying Frogs, Eagles and Red Hot Jalapenos. In 1987 at Blue Springs Scout Reserve a course had the "Wood Badgers" and "the Red Measles patrol."

Another course used a theme "country" and the patrols decided on Sun kissed Kids, Harper Mountains Hillbillies, Tumbleweeds and The Rustlers. From Quebec a Blackfoot patrol is known. A case of a patrol with Chinese members is known as the Dragons.

In a recently finished course the patrols chose the names themselves: The Holy Grails, The Mighty Ducks, The Originals, and The Roadrunners.

In a previous course the patrols also chose their own name, the three patrols where Screaming Bats, Snowy Owls and Roadkill. From another modern course the patrols called themselves Jailbirds and Ewoks (wonder why...)

DENMARK

Currently the following names are used: Ravens, Owls, Curlews, Falcons, Cuckoos, Pigeons, Woodpeckers and Bulls.

In the years 1927-1937 Ravens, Pigeons, Woodpeckers, Bulls and Owls where used. In 1982 Wood Badge became for scout leaders as well as cub scout leaders. From the Cub Scout Wood Badge courses, the use of colors to identify the patrols where adapted, but afterwards the current names took over.

FINLAND

The patrols are, in this order (or reverse!): KSKI (Cuckoo), Sorsa (Mallard), Varis (Crow), NSrhi (Jay) and PII) (Owl).

GHANA

A "Cat Patrol" is known.

ICELAND

Owl, Cuckoo, Pigeon, Raven, and Woodpecker.

JAPAN

The patrols are, in order of seniority, Fukuro (owls), Kakko (cuckoos), Kiji (pheasants) and Washi (eagles). From another source a Tiger patrol is observed.

KOREA

Woodpeckers and Tigers are known for sure.

LEBANON

A Bobwhite from 1982 is known.

NORWAY

Owl, Woodpecker, Pigeon, Cuckoo.

MEXICO

In the section of the cubs the patrols are white, brown, yellow and green. For the troops the names depends on the team.

SOUTH AFRICA

The patrol names are not part of a established tradition. Names used for sure includes Cobra, Lions and Kingfisher.

SPAIN

A Squirrel patrol is known.

SWEDEN

Most of the scout associations uses Ugglan (Owl), Duvan (Pigeon), G)k (Cuckoo), Hackspett (Woodpecker) and korp (Raven). Also Curlew are used. But a case is also known of Bee, Bumblebee, Wasp, Mosquito, The Flame, The Smoke.

SWITZERLAND

Two situations observed: Letting the patrols make their names themselves or the use of numbers only to identify the patrols.

THAILAND

Numbers are used to identify patrols.

UNITED KINGDOM

Currently patrols are not used during the Wood Badge Training. Earlier traditional patrol names were used, for instance in 1948 the following: Bulldogs, Eagles, Curlews and Ravens. Also known is Wood Pigeon.

USA

The Wood Badge patrol names as currently used in Boy Scout Wood Badge in the USA are (in this order!) Beaver, Bobwhite (replacing Quail), Eagle, Fox, Owl, Bear, Buffalo, Antelope. Earlier additional names were Raven, Crow, Wolf and Hawk.

At the course in the Hawk Mountain council there was a Raven patrol. Also at NE-IV-50 from 1990 in the Minsi Trails Council a Raven patrol was present.

From Maryland a patrol called Tiger is known. From Florida Panther has been used at least once during the 1980's. A few Alligators are known, some of them calling themselves "Foxigators" since the patrol where merged with the Fox patrol at the second weekend in the course.

The Utah National Parks Council had a Varsity wood badge training in Beaver Utah in 1977 from which "the Panthers" are known.

Longs Peak Council had a course in 1991 which was set up for nine patrols, with the 9th being the Wolf Patrol.

From the Washington Area, the "Evergreen Area Council" (as it was named then) held a course in 1988 with ten patrols, that 10th Patrol was named "Hawk". The 9th patrol was Raven which made 5 "mammal" Patrols and 5 "bird" Patrols.

The Great Salt Lake Council in Utah used Road Runner, Hawk, Raccoon and Flaming Arrow. Several times there has been a Moose patrol.

In the western states, the following are also used: Bobcat, Bull, Cougar, Raven, Moose, Badger, Flaming Arrow (Order of the Arrow Course) and Raccoon.

The Explorer Wood Badge Courses (1950-1960?) used the names of early explorers for patrol names: Kit Carson, Jim Bridger, William Clark and Daniel Boone.

In the late 1960's Bill Hillcourt was Course Director of at least one course in Pennsylvania. One of the patrols here was called Stag.

A comment from the friendly quartermaster

Forget your toothpaste? Need some shoe polish? Do you really want to know what is going on in the outside world? We have answers! Stop by and visit the friendly quartermaster staff. We're really here to help you!

Keep your eye on your perishables. It is no fun to spend all of your time in the KYBO when there are all kinds of fun things to do. If you have supplies which your patrol will not be able to use, please turn them in at food pick-up time.

NOTE FROM THE EDITOR

As mentioned in the previous issue of this esteemed publication, the editorial staff is still seeking input of interest to the readers. Don't fail to leave your contributions with any staff member. One advantage you will have with the next issue is that there won't be much of a chance for rebuttal until the second weekend of the course. Strike while the iron is hot, or until you forget, whichever applies.

A minute from mr. Scoutmaster

(or ...how can you type AScoutmaster=s Minute@ in Wood Badge font , when Wood Badge font doesn=t have an apostrophe?)

COMMITMENT TO EXCELLENCE

Contributed By Eric Gudenschwager
Comments From our SPL at Woodbadge C-6-98
Scoutmaster's Minute

The important thing in life is to try to be your best. Be honest with yourself and make an honest commitment to yourself, your family, your friends, and your community.

An honest commitment means 100 percent. It means self-discipline, it means loyalty, and it means being able to be counted on in the clutch.

Web site of the day

SCOUTING ONLINE (www.scoutorama.com)

email: webmaster@scoutorama.com

Scouting Online is 1267 days old!

I lifted the above Scoutmaster=s Minute from this site. We have many many electronic resources to use. The editor will try to give you as many resources to use as you need Share as much of this as you can, Most stuff on Scouting on the net is meant to be shared within the Fellowship of Scouting. Please remember to acknowledge your sources and watch for copyright stuff....Ed.

secret plans that were hidden in the ziggurat. As soon as the fire was going he threw in the first papers, and he was then promptly discovered and captured. The moral of the story: WARNING! The searchin' General has determined that smoking ziggurats may be hazardous to your stealth!

-- Thanks to Grieg Olson, gaolson@mmm.com

please, not another one

Kids will be Kids

Mother Lion and Father Lion had gone off hunting, and had told their two children not to wander away. However, a couple of small gnus wandered by, and the baby lions could not resist the temptation to try out their own hunting skills. They ran out, chased after the gnus, killed them, and started eating them.

Just as the baby lions were reaching the end of their meal, the parents appeared in the distance. One of the baby lions turned to the other, and said: "That is the end of the gnus. Here again are the head lions."

-- Thanks to the Giant Panda

CAN YOU STAND IT DEPT.

The Revolting General

There was a Babylonian General who was declared a traitor for leading a revolt. He escaped one night and hid in an old Babylonian ziggurat, or temple, where he expected to find some of his associates. He searched all over, but couldn't find them! So he figured he had better burn all the

Tragedy at Camp !!!

Early Friday Morning A tragic occurrence happened. An entire herd of Antelope came up missing from their expected destination. An extremely distraught Scoutmaster Bill was seen wandering around singing a verse to a song all by himself. The poor man is an emotional wreck. In another development, a patrol was saved from having Frank as an Instructor.

GILWELL GAZETTE

CAMP MAKUALI, CRATER LAKE COUNCIL,
BOY SCOUTS OF AMERICA

VOL1 WE1-491-99
ISSUE 3, SEPTEMBER 5, 1999

ARE WE HAVING FUN YET??

WEB SITE OF THE DAY

Working With Scouts With disABILITIES

Last Updated : June 22, 1999

This web site is sponsored by Scouters who participated in the 1998 Philmont Training Center's "Working With Scouts With Disabilities" Conference. It is our intention that this web site serve as a resource repository and link for all Scouters who have the opportunity and challenge of working with scouts who have disabilities. We have found numerous resources are available, spread throughout the country and across the World Wide Web. We hope that this site will help Scouters in need of those resources, to answer the many questions, and to provide examples of the many successes these scouts can and have experienced through Scouting.

Although our initial thrust addresses Scouts of Boy Scout age, the basic information, advice, and resources are equally applicable to the full range of Scouting, i.e. Tiger Cubs, Cub Scouts, Boy Scouts, Venturing, Learning For Life, (not to mention the full range of the Girl Scout Program).

The following text is extracted from BSA publication #33056, entitled

"A Scoutmaster's Guide To Working With Scouts With Disabilities":

Since its founding in 1910, the Boy Scouts of America has had fully participating members with physical, mental, and emotional disabilities. The first Chief Scout Executive, James F. West, had a disability.

While there are troops composed exclusively of Scouts with disabilities,

experience has shown that Scouting works best when such boys are "mainstreamed"

--- included in a regular patrol in a regular troop. The best guide to working with Scouts who have disabilities is to use good, common sense. It's obvious that a Scout in a wheel chair may have problems fulfilling a hiking requirement, but it might not be so obvious when it comes to the Scout with the learning disability.

Use the resources around you, and from this web site. begin with the Scout's parents; seek guidance from them on how best to work with their son. Through the Scout's parents, seek help from the Scout's teacher, doctor, or physical therapist. Each Scout will be different, so no single plan will work for every Scout. If the troop is short on personnel, ask the Scout's parents to help, or assign one or more skilled older Scouts to be of assistance. It will take patience, but the rewards will be great, for you, and for the members of your troop.

What does WE1-491-99 mean?

W Western Region

E Weekend Course

1 Area 1, Western Region

491 Council I.D. number

99 Year

TICKET ITEM SUGGESTION

Den Chief Training

How many of you have heard of this program? Oregon Trail Council has had a Den Chief Training Program since it was done as a Ticket item from WE1-697-93. There are people willing to help you put together this valuable training opportunity. The following Q & A is from Etowah Creek District Indian Waters Council, Columbia, South Carolina USA

What is a Den Chief?

A Den Chief is the "Big Guy" that comes to a Cub Scout or Webelos den meeting to help the Den Leader lead the boys. You get to help the boys learn songs, games, skits, and tricks. You help the Den Leader with the teaching of ranks and achievements for the boys, and you show the younger Scouts what a great thing it is to be a Boy Scout.

Who can become a Den Chief?

Any BSA Registered Scout who has been recommended by his Scoutmaster. It is recommended that you be 12 years old and/or a First Class Scout. It is also helpful to be 2-4 years older than the boys that you will be leading.

Why should I become a Den Chief?

This is one of the leadership positions that count towards advancement in Boy Scouts. You will be a real leader for younger Scouts. This is also a chance to encourage younger boys to stay in Scouting, share with them the many things that you have learned in scouting, and have fun, too. And where else can you be the "Big Guy" to a bunch of young boys, who look up to you with adoring eyes?

How do I become a Den Chief?

Talk to your Scoutmaster or SPL. Tell him that you want to become a Den Chief.

Attend the Den Chief Training and then ask your Scoutmaster to help you find a den in need of a Den Chief.

Can I be a Den Chief without Training? Yes, but you cannot earn the Den Chief Award. Also, just as in all leadership

positions, you are a better leader if you are trained.

Do I have to have a den ready to accept me?

No. You can get the training and then take the leadership position when you find a den that needs your help and leadership.

So, what do you do at this training?

You will learn what your duties are (and what are not your duties, too). You will learn how to help the Den Leader, how to lead Songs and Games, Safety, and how to encourage younger scouts to continue in Scouting on the Boy Scout level.

Is this going to be boring?

Not at all! We will have to do some classroom-type training, but there is a lively staff that will be teaching and demonstrating songs, games, tricks, and puzzles that you can share with your Cub Scout or Webelos Den.

So what do I get?

A "Trained" patch to go under the Den Chief Leadership patch that you wear on the sleeve of your 1st Class uniform shirt.

A packet of great activities to teach your den, including Songs, Games, Tricks, etc.

A Training card showing attendance and completion of the course

You will be able to use this training towards the Den Chief Award.

Fund Raising Hints

If you have an independently wealthy patron to sponsor your unit, consider yourself lucky. If you are like the rest of us, from time to time you need some funds.

Almost all Councils have at least one Council-wide fund-raising event per year. These are usually a candy or popcorn sale. Many units are able to make all or most of their re-charter funds during this event. These fund raisers have the added benefit of helping the Council fund itself for the upcoming year. There are sometimes different options for the units, such as prize or no prize, and so on.

When you need additional funds, what are you to do? The first thing we need to focus on is what are the rules for your own Council? Is there a period during United Way, for example, when it would cause a conflict to be out looking for funds? Do we need to stay clear of our FOS Community Campaign? These important conflicts can easily be avoided by a simple phone call to your friendly District Executive.

OK, you are clear of conflicts, supported your Council, and still need money, what do you do? There are many ways to raise money and there are even some that can raise a LOT of money. Some Units have raised over \$600.00 by having a dessert auction at a Unit function such as a pot-luck dinner. Make a contest out of it. If you have creative things to sell, people will buy them. For instance, a cake sale with a Afood@ theme Bcakes that look like pizzas, fudgecicles, or the Queen Mary. If you can work with your Chartered Organization and use their space, maybe have a feed of some kind. Invite the church groups, PTA, or whatever. RV washes at a location along a highway. See if the local school district needs a bus cleaning party. Some larger businesses may hire your unit to clean the parking lot or weed and prune their property. Some coupon companies will pay for neighborhood flyer distribution. Try to talk your local landscape mulch supplier into letting you ask their clients if your unit can spread the mulch that they buy for a donation.

There are countless fund-raising ideas on the >net. BUT, make sure that you stay safe AND legal.

Whenever there is a doubt, call the Scout office nearest you.

SOMEBODY STOP HIM!!!

John Tate's Compass

This all reminds me of the unfortunate story of the British entrepreneur

John Tate and his compasses. Sometime back in the mid-1800s a small-time British manufacturer named John Tate decided to go into the business of making compasses. He set up a factory, installed the machinery, hired some workers, and began turning out his first compasses. He had just completed his first batch of 500 compasses when someone finally pointed out that he had forgotten to mark which end of the compass was north. The compasses worked fine; you just didn't know which way was north and which was south. Needless to say poor Mr. Tate's compasses didn't sell; Tate went bankrupt, the factory closed, and the workers were laid off. But his memory lives on, since that time any compass where you're not sure which end is north and which is south has been known as a 'Tate's compass'. The moral of the story, of course, is that he who has a Tate's is lost.

-- Thanks to rec.sport.orienteeing (author unknown)

Any Active Scout Group Needs Operating Capital

Written by Ed Henderson

Dues alone can't cover it, and while some sponsors do provide partial funding (and many do not, it is not a requirement for a Chartered Organization to provide any operating funds to a scout unit), nearly every scout unit must still consider other avenues of raising capital.

Questions and Issues

In considering how a Pack, Troop or Post should set about raising funds many questions and issues need to be examined. First, the council MUST be informed PRIOR to the start of any unit fund-raising. A UNIT MONEY EARNING APPLICATION must be filled out and approved by the Scout Executive. Sometimes a council will ask a unit to wait on starting a project if a major council event is underway like FOS kickoff or

Pop Corn selling. Sometimes what may seem a great fund-raising idea to a unit might need closer scrutiny from the local scout office. Raffles, scouts being in uniform, and other games of chance are all items that will not be approved.

Accounting is Necessary

Keeping excellent paperwork is another concern. Scouts will work hard on these efforts, especially if they know they are going to personally benefit from it with a unit account or special trip. Proper accounting should proceed all the way to the end of the campaign when vendors must be paid in a timely fashion and any unsold merchandise returned. The BSA has some great reference material including a Unit Budget Plan that can aid Troop Treasurers in their rolls. Unit Management Software providers like Troopmaster have computer programs that can help a troop manage their assets as well as track individual scout accounts.

Local Laws

Local laws are another matter that needs attention. Is door to door selling legal & safe for a particular area? Will your scouts get in trouble at school if they carry around a box of candy all day? Are permits required? Have you as a leader done everything to insure that any selling is done in a safe environment?

Is It Worth It?

Even out of uniform, scouts represent the good name of Boy Scouting in their fund-raising activities. Is the product or service you are selling worth the price being asked? Is the fund raising effort going to involve the scouts in a meaningful way or is it a gimmick to get the parents to cough up more money. Will the scouts be enthusiastic about the project, is it something they are comfortable selling.

No adult joins Scouting to raise funds all day but this need will occasionally become an issue with every unit. Rather than being a dreaded event to be endured, it can be exciting and fun. Scouts can earn a variety of Merit Badge requirements for Salesmanship, Communication, & American Business as a part of the effort. At SCOUTER.com we have found many great ways for a unit to raise money. All of the ideas presented are just that, we make no endorsement of any of the commercial fund-raising programs that we list. Our links have been broken those down into three sub categories:

TRAILS END POPCORN - In just over the past decade Trails End has become as much identified with the Boy Scouts as the great Cookie sales of the Girl Scouts. Most councils now look to the annual Trail's End Popcorn Sell as a major event for the council, as well as the units which also share in the revenues. Depending on the rewards program developed by the council, scouts can often earn prizes or pay their way to summer camp. Because this single event has grown to such great importance in the Boy Scout community, we have come across many web pages developed by everyone from the Unit or District "Kernel" (the person in charge of quarter backing the event) all the way up to the official Trail's End Popcorn site. If a unit is really willing to get excited about this effort, a lot of money can be raised and that makes Scouting better for everyone in your area.


TROOP FUND-RAISING REPORTS & COMMERCIAL FUND-RAISES - We wanted to break down the other links we came across into two groups so that the reports and success stories of individual units could stand out separate from the dozens of companies that exist to aid units in various commercial fund-raising programs.

Good Unit Fund-raising Ideas

There are many good unit fund-raising ideas that come from the leaders themselves. Let's face it, no company is going to produce a web site promoting Spaghetti Suppers & Yard Sales as good fund-raises but thousands of units do those kinds of things each year. Others leaders can benefit from those experiences and knowledge by checking out this sub category which is free of commercial fund raising

companies. This site only contains reports, ideas, and issues raised by other Scouters and Units on their successes and concerns.

Finally, there are the commercial fund-raising sources. In every issue of SCOUTER & Scouting Magazines there are no end of companies that are offering all manner of candy, wreaths, light bulbs, and other items to sell. Many units have gone on fantastic trips or purchased all new equipment on the strength of \$1.00 packets of M & M sold on school yards & buses or going door to door with calendars or taking orders for mail order fruit.





GILWELL GAZETTE

CAMP MAKUALLA, CRATER LAKE COUNCIL

volume 4 SEPT 7, 1999
Volume 1 we1-491-99

WEB PAGE LINK OF THE DAY

Dutch oven recipes are available at one of Frank=s web pages:

<http://www.efn.org/~kent/campcook/htm>

(shameless promotion dept.)

Inspirational

Shep (Dave Shephard, a scouting friend) sent this to me. I thought you might like to read it. It's a keeper. From: G Miller In a message dated 08/22/1999 09:12:04 AM Eastern Daylight Time, Firedog759 writes: My son Gilbert was eight years old and had been in Cub Scouts only a short time. During one of the meetings he was handed a piece of wood and four tires and told to return home and give all to "dad". That was not an easy task for Gilbert to do. Dad was not receptive to doing things with his son. But Gilbert tried. Dad read the paper and scoffed at the idea of making a pine wood derby car with his young, eager son. The block of wood remained untouched as the weeks passed. Finally, mom stepped in to see if I could figure this all out. The project began. Having no carpentry skills, I decided it would be best if I simply read the directions and let Gilbert do the work. And he did. I read aloud the measurements, the rules of what we could do and what we couldn't do. Within days his block of wood was turning into a pinewood derby car. A little lopsided, but looking great (at least through the eyes of mom). Gilbert had not seen any of the other kids cars and was feeling pretty proud of his "Blue Lightning", the pride that comes with knowing you did something on your own. Then the big night came. With his blue pinewood derby in his hand and pride in his heart we headed to the big race. Once there my little one's pride turned to humility. Gilbert's car was obviously the only car made entirely on his own. All the other cars were a father-son partnership, with cool paint jobs and sleek body styles made for speed. A few of the boys giggled as they looked at Gilbert's, lopsided, wobbly, unattractive vehicle. To add to the humility Gilbert was the only boy without a man at his side. A couple of the boys who were from single parent homes at least had an uncle or grandfather by their side, Gilbert had "mom". As the race began it was done in elimination fashion. You kept racing as long as you were the winner. One by one the cars raced down the finely sanded ramp. Finally it was between Gilbert and the sleekest, fastest looking car there. As the last race was about to begin, my wideeyed, shy eight year old ask if they could stop the race for a minute, because he wanted to pray. The race stopped Gilbert hit his knees clutching his funny looking block of wood between his hands. With a wrinkled brow he set to converse with his Father. He prayed in earnest for a very long minute and a half. Then he stood, smile on his face and announced, "Okay, I am eady." As the crowd cheered, a boy named Tommy stood with his father as their car sped down the ramp. Gilbert stood with his Father within his heart and watched his block of wood wobble down the ramp with surprisingly great speed and rushed over the finish line a fraction of a second before Tommy's car Gilbert leaped into the air with a loud "Thank you" as the crowd roared in approval. The Scout Master came up to Gilbert with microphone in hand and asked the obvious question, "So you prayed to win, huh, Gilbert?" To which my young son answered, "Oh, no sir. That wouldn't be fair to ask God to help you beat someone else. I just asked Him to make it so I don't cry when I lose." Children seem to have a wisdom far beyond us. Gilbert didn't ask God to win the race, he didn't ask God to

fix the out come, Gilbert asked God to give him strength in the outcome. When Gilbert first saw the other cars he didn't cry out to God, "No fair, they had a fathers help". No, he went to his Father for strength. Perhaps we spend too much of our prayer time asking God to rig the race, to make us number one, or too much time asking God to remove us from the struggle, when we should be seeking God's strength to get through the struggle. "I can do everything through Him who gives me strength." --- Philippians 4:13 Gilbert's simple prayer spoke volumes to those present that night. He never doubted that God would indeed answer his request. He didn't pray to win, thus hurt someone else, he prayed that God supply the grace to lose with dignity. Gilbert, by his stopping the race to speak to his Father also showed the crowd that he wasn't there without a "dad", but His Father was most definitely there with him. Yes, Gilbert walked away a winner that night, with his Father at his side. Hope everyone will print this one and shares it at the appropriate derby time with your families and scouters! Take care.
(Editor=s note: Sent to me by Jill Rosenbloom, a Staffer out of Inland Harbors Council, WA.)

BONUS WEBSITE

We have our own WEBSITE!!!

Point your Browser to: <http://www.efn.org/~kent/woodbadg/htm>

As soon as We get organized back home, the shell of the page will be updated. You will be linked back to Frank=s main Scouting pages, where you will be able to dig up a wealth of information concerning Scouting. All of the stuff that exists (as far as we know) can be found by following the links and branches there. By sending e-mail, we can post valuable resources, and you can keep in touch with your Troop=s progress.



The Scoutmaster's Minute

The Bullfrog

Once there was a very large green bullfrog who lived in a modest sized pond. Even though many other animals and fish lived around this pond the bullfrog didnt have any friends. You see, the friends he once had were gone. They were tired of his boasting and tried to stay out of his way.

This situation changed when the geese began to migrate through the area.

Two geese actually became his friends. They spent many a long day visiting, swimming and doing the things friends do. Then one day the two geese told the frog it was time for them to continue their migration.

The frog was sad and asked if they could take him with them. He suggested that they let him climb on one of their backs and hang onto their neck. Both geese agreed that he was entirely too fat for one goose to carry. Further saddened, the frog began to think and finally came up with an idea. Listen, he said, How about we take a string and each of you take hold of a end with your mouth and bite down hard, then I will bite in the middle of the string and you can fly me between you. The geese pondered the idea and decided to give it a try. All were ready and the geese began to flap and run. The frog hopped along with the string in his mouth until he was lifted from the ground and was airborne. Oh what a feeling thought the frog. Onward they flew for days on end until they flew over a farmer out in his field. The farmer looked up and upon seeing the geese and frog remarked, "My, my, a flying frog I wonder who taught those geese to fly such a big frog?" Hearing this the frog said, "I DID!!!" That night the farmer feasted on very large succulent frog legs. Check your ego, don=t let it get so far out of control that you lose your friends or worse yet, end up on someone=s plate.

-- Thanks to Greg Gough, SM Troop 201, Ozark, MO. I used to be an Owl but I will always be an Eagle!

Fellow Scouters, your Staff wishes you the safest of times until we meet again. Try to reflect on the Skills of Leadership you have experienced this week, and come back fresh for some more of the best Training Program ever. Your Staff feels honored to serve you.

On to gilwell ! !
Until we meet again

Gilwell Gazette

Camp Makua Ila, Crater Lake Council

edition 5, sept 17, 1999
volume 1 we1-491-99

welcome back !!!

Wooden Badge

What does this "wooden badge" have to do with it?

The following is brought to you by Settummanque, the Blackeagle... (MAJ) Mike L. Walton. "I didn't write this...my Wood Badge Scoutmaster, a partner in the law firm of Brown and Aktansel in Norman, Oklahoma, wrote this and sent a copy to me with the attached note back in 1983. Enjoy.... "It was a sheer honor to have you as a member of my Troop. I've enjoyed your comments during the course, and the attitude you've taken to not just attend the course, but to participate fully in the course. Please share the following with those with the National Exploring Committees and I look forward in seeing you around the fire come next spring!!"

Elvin Brown

Scoutmaster, SC-235

March 20, 1983

Mr. Elvin Brown

1115 West Brooks

Norman, Oklahoma 73069

Dear Mr. Brown:

My husband returned home from his vacation at Slippery Falls on March 11th. He has been in Scouting a total of 18 years and I have spent lonely nights and put up with his strange antics without

complaint for the sake of our boy and our community.

But something has happened, and the children and I are frightened. Frankly, we have about decided that Bob has slipped a cog or lost his marbles. However, before calling in outside help, we decided to

write you as we understand you were rather closely related to Bob during his vacation. Bob seemed so happy when he got home that we all decided his trip was well worth the sacrifice, but, about bedtime it all started..... and I shudder as I try to recall it all for you.

First, he insisted on crackers and cheese. Now, that may not seem very strange to you, but Bob *never* ate cheese. Next, he informed us that there was to be absolutely no noise from 11:00 P.M. to 7:00 A.M. That was when I first suspected he had begun to crack. We all tiptoed to bed and never said a word. Bob turned and tossed for hours until he finally got up, blew up an air mattress, let the air out, put it on the floor, and then he was asleep in no time.

The next morning I was getting breakfast about 6:45 A.M. and he hollered down to quit rattling those dishes until 7:00 and not to worry, he would carry water in as soon as he came down.

Exactly at 7:00 he called down and said "Okay, they can't say anything now".

Bob never eats breakfast, but he made us get around the table at exactly 8:00 A.M., shouted "The Antelopes are Grazing!", said Grace, and gobbled up two eggs, toast, cereal, juice and coffee. Then he

jumped up, grabbed the dishes and started washing them. I could have stood that shock, but he kept muttering about filling the water jug, cleaning the ground, washing out milk cartons, etc.

After a hectic half hour, he dashed upstairs --said he had to get his tent ready.

O yes, I forgot to add.....he insisted on setting two extra places at the table each meal for guests. He made me prepared coffee in an old tin can. I have to start with cold water and coffee, boil it, take it off, boil it again, take it off, boil it again, and then put in one cup of cold water.

At 8:50, he came bouncing down the stairs singing something about "not being able to work anymore and going to buy a ticket". THAT scared us to death -- but later on when I called the school, they said that he was there all right. Then at 4:30 he rushed in with a green plastic box full of groceries and insisted on cooking supper -- and he had never cooked a meal in his life!!

Mr. Brown, Bob seems to be living in a strange world.....he has a distant look in his eye --keeps muttering strange words and does the craziest things. For instance, every time he looks at his watch, he said, "I don't believe it". He has changed clothes only twice each week -- says he only has two sets of badges. Several mornings after he started to work, he rushed back in the house, saying "I forgot the dern flag" or "where is that spade?". And Mr. Brown, what is a cookoo horn? I ask you, are those the musings of a sane man?

But that's not all. The neighbors are complaining that he flashes lights at the stars, lies on the ground with a little stick and squints at the trees. He blindfolds the children in the middle of the field, puts a weed in their hands, and asks them, "What does it taste and smell like?". Every time the Chicago and Northwestern goes by and honks, he snaps to attention. He has his room full of a collection of old stones, bugs, weeds, and goodness knows what.

He makes me take notes whenever he's talking. He publishes a weekly household newsletter, and is always talking about GGI-- (I hope that is not a gross expression -- if so, please forgive me).

He's constantly giving me a sheet to fill out on one thing or another. There was one about doing the housework. Another one was "Who are you" and "What are your needs?", and "Who am I and "What are my needs?". After being gone for a week, I thought I knew his needs were, but I was wrong. He keeps talking about "Keeping the Group Together and Getting the Job Done", and he even gives me a daily score on my house cleaning, after which I set a new goal for the next day. Every seven days he pins on a green and silver piece of cloth to his sleeve. He forces us to plan everything we do, and keeps saying, "Don't worry about the first plan, we won't do that anyway". I'm sick of being asked "What is your Plan B?"

In addition to all of that, he is training the dog in the back yard using the MOL, whatever that is. It's weird. He seems happy when the dog doesn't sit on the first command. Something about a discovery.

What really gets me is when he's taught the dog a command, he asks the dog how he feels about it. During these sessions, he keeps telling the dog something about re-cycling. I don't know what he's talking

about, but I don't want to lose the dog.

He insists on walking everywhere he goes. The other day, he walked down the street with me and every other step he would say, "5-10-15-20, etc." But the last straw was when he started carrying an old piece of rope around with him, taking it apart, and putting it back together again. He keeps muttering strange names like

Coach/Counselor, SPL (is that profanity?) and Leadership Corps (he refers to them as the "green machine" and never favorably). For some reason he seems to have it in for poor Beavers, Bob Whites, Eagles, Foxes, Owls, Bears, Buffaloes, and Antelopess.

PLEASE, Mr. Brown, is that Scouting? Our boy will soon be turning eleven, and I must know before it's too late. And what does this "wooden badge" have to do with it? It sure sounds nutty to me. Can

you help us --we're so worried!!

Anxiously yours,

Mrs. Mary Hixson

An event from Oregon Trail Council that You are invited to

The Eighth Annual

Fall Rendezvous 1999

BIGGER & BETTER THAN EVER!

ALL EIGHT DISTRICTS IN THE OREGON TRAIL COUNCIL ARE INVITED TO ATTEND!

This council-wide event is a laid-back, fun-learning, craft-activity camp out, based on the concepts of pioneering and the frontier. There will also be some competitive activities, hands-on events, many entertainment performances, craft-making & displays and many more events. Cascade Pacific Council's Willamette and Calapooia Districts have been invited. We also are extending an invitation to Crater Lake Council.

LOCATION

Perkins Peninsula Park, a U.S. Army Corps of Engineers facility operated by Lane County Parks Dept., is located on Ore. State Highway 126. This fine park is situated 4.5 miles west of Eugene city limits and 3 miles east of Veneta at Central Road. The park will be closed to all general public vehicular traffic.

WHEN TO COME

October 8th (FRIDAY 5:30 PM), 9th (SATURDAY), and 10th (SUNDAY 12: Noon).

HOW TO REGISTER

Pre-registration is at :

Oregon Trail Council 8th Annual Fall Rendezvous
2525 Centennial Blvd
Eugene, OR 97401 By Friday Oct. 1st

Cost - \$6.00 per person by Friday, Oct. 1st. After Friday, the 1st, the cost is \$7.00 per person. Funds may be submitted upon arrival at Rendezvous. Webelos & Cubs welcome.

EVENTS, EXHIBITS, AND ENTERTAINMENT

The Fun Stuff!

Chief's Feast - A camp-wide, POTLUCK Saturday Night Dinner - Prize awarded for presentation!
- Each troop has an opportunity to show their talents, receive an award and eat in a family style feast. Dutch Oven Cookoff - Awards in 7 categories! Scouts & Scouters may enter Breads, Dinners, Deserts. Webelos - Deserts Powder River Gang & Cannon. Fort Umpqua Muzzle Loaders (Black Powder Rifles) Knife & Tomahawk Toss. NW Civil War Council Re-enactment & Encampment. Two-Man Broad Saw Skirmish. Woodsman Pioneering Project (Bring & Build), A test of teamwork - 3 category awards. Archery with awards. Fire by Friction. Apache Run - A Native Americans race; A test of endurance! - Awards! A message relay competition with awards. 1880s Regalia Dress Contest for youth and adults. SPL & Scoutmaster Challenge. Crafts - Leatherwork, Neckerchief Slides, & other crafts. More activities & events are in the planning. Saturday Night Campfire, skits, songs, & musical entertainment. Flag Ceremonies. Order of the Arrow Ceremony. Other groups from last year will be invited to attend.

The park's rest rooms and a limited water source will be available. Extra toilets will be added this year. No-trace campsite fires will be allowed. Vehicles will be restricted to parking lots! Scouters from outlying districts of the Council are encouraged to assist with staffing. If interested, please offer your availability before 9/24 by contacting the coordinator using the number below or mailing to the address listed or sending an email message. Please come join us for a very different Rendezvous. Mark your Troop calendars. Flyers will be available from the OTC office, your District Executive, Commissioner, Round Tables, & through the email address listed below.

FRED SCHAD, Rendezvous Coordinator & Publicity Coordination -541-689-2609

JEREMY SCHAD, Assistant Rendezvous Coordinator - 541-689-2609

1161 Elizabeth Street, Eugene, Oregon 97402

freds@writeme.com

Web site of the day

<http://www.usscouts.org/>

The US Scouting Service Project

This is a Super Site, with more links and major Scouter contributors than you can shake a stick at. One of the best Resources.

NEWS FLASH

THERE was hardly a dry eye on our exalted Scoutmaster's face the other day when the largest single contingent of Antelopes ever joined him in singing the second-to-the last verse of the Gilwell song. Hearing the verse in 60-part harmony had to be a moving experience. Our kind, old Scoutmaster thanks the Troop for this unselfish act.

LETTER TO THE EDITOR

This letter found its way to the home of the Editor on Wednesday.

Editor

Gilwell Gazette

Camp Makualla, Crater Lake Council

Boy Scouts of America

Dear Sir or Madam:

I represent a small group of concerned beings who would like to bring attention to the plight of a species of truly aristocratic animals -vulpes vulpes -better known as the red fox. (Not to be confused with the Homo sapiens comedie, Redd Foxx).

This much maligned mammal has been ridiculed and sneered at throughout the ages both in verse and film. I just don't know how much more we, er, ah, they can take.

Who was this hack Aesop, anyway? I tell you, he doesn't even know his Pericles from a hole in the ground!

And Uncle Remus - Well, Brer this!, you old coot! After an extensive search of each member of our group I can, with total certainty, assure you that not one of our illustrious assemblage has a modicum of ARemus@ in them. (There was a nasty rumor of a distantly related ne=er-do-well great uncle who, during World War I disgraced his unit, fled to France and changed his name to Remus. But that has been proven to be totally unfounded).

We are currently working with the Ursidae and Leporidae on a class action suit. Unfortunately I am not at liberty to discuss details at this time.

Let us not even touch on the credibility of that twit, Chicken Little. What an alarmist! AThe sky is falling....the shy is falling!@ I ought to Foxie her Loxie, the little pullet.

In closing, gentle editor, thank you for your time. I am an avid reader of your renowned publication and look forward to each daily edition. I am hoping there will be an update regarding the article ATragedy At Camp@ (vol. No.3, 9/4/99). (Ed note: see above) I, too, have seen that poor man ranging around singing that catchy little ditty. I do hope he finds what he is looking for. He has such kind eyes.....ah, well, you know those Bovidae - they are such sensitive creatures.

Out of concern for our personal safety and well being (not to mention our sincere wish to continue working our ticket)....

We Are, Anonymous

Gilwell gazette

CAMP MAKUALI a, CRATER LAKE COUNCIL,
BOY SCOUTS OF AMERICA

VOL1 WE1-491-99
ISSUE 6, SEPTEMBER 18, 1999

ALMOST OVER !!!!

March 24, 1983
Mrs. Mary Hixson
4400 North West 18th Street
Oklahoma City, OK 73107

Dear Mrs. Hixson:

I have read your letter with mixed emotions; but let me hasten to assure you that Bob's insanity is only temporary. The only men and women affected permanently that way, we use for staff members later on.

Now don't worry, as there is a very effective cure, as well as some measures of temporary relief which I will tell you about. First however, let me try to answer some of your questions.

I'm sorry, but I can't exactly tell whether SPL is a title or a profanity. It can be either, depending on who uses it -- and under what conditions. The "cookoo" horn is actually a Kudu horn, which is a special South African horn used for sending messages. It must work better there than it does here, for those charged with blowing it seems to get only weird honks that could easily be confused with train horns.

There are several things you can do to give Bob temporary relief and keep the neighbors from talking. For instance, I am sending you a Troop 1 number and an Antelope Patrol medallion. The next time a train comes through, just step up and present them to him and humor him along, and he will change clothes. Be careful and keep all of the weather forecasts turned off unless they forecast rain. That will make him happy.

Set all of the clocks in the house about one minute off from each other and notice how it improves his piece of mind. Don't ask him to do odd jobs -- just print them on a 3x5 file card and put them on his

bulletin board. You will be startled by the results. If you have any real trouble, just tell him the SPL is coming. He will do anything you tell him.

Now, don't worry about those animals and birds that Bob seems to know. Everyone at Wood Badge has a name like that. He was an Antelope. By all means, don't mention Foxes or he'll go off his rocker for sure.

But all of this will only be temporary relief. There is but one permanent cure. You see, Mrs. Hixson, this "wooden badge" you spoke of is Wood Badge. That is the name of a superlative international Scout Leader Training Course. This was the course Bob was privileged to attend in August. He was associated with a group of 62 of the finest Scouters our country produces, under the leadership of men who are not only skilled in all phases of the program, but have devoted their lives to Scouting.

The reason Bob acted the way he has is because theses grown persons have for seven days acted like boys while they lived the Scouting program. Only those who have done this grasp the deep significance of the program and realize what it can mean to a boy and what it must like to appeal to him.

Your husband is one of the privileged few in America today who are fully equipped to carry the torch of Scouting to all America. You should be proud of him, and I know you will be. In fact, you would have been thrilled to see him grow in stature and wisdom, to catch the spiritual undertone as those wonderful seven days unfolded.

There is only one cure, and it will require sacrifice on your part, but I know you will be happy and proud to make it again as you have in the past. Bob has a destiny in youth, a career in human development,

and until he can pass it on to others, he will continue to be a strange unhappy creature.

There are thousands of persons willing to give real Scouting to the boys of our Nation. Bob has accepted a challenge and a quest, his Holy Grail is ever to see to train more and more boys and Scouting

leaders, that our country may continue to grow in strength, high ideals, and an abiding faith in God. His code is the Scout Oath and Law.

He is prepared and equipped -- and with your help and encouragement B he will render the highest service possible to his community and Nation. If you will do this, you will find the greatest happiness and pride you have ever known!!!

Very sincerely yours,

Elvin Brown
Scoutmaster
SC 235

WEB SITE OF THE DAY

>>>From Scouter's Digest:Occasionally, we send an advertisement from a company we're working with to friends of Scouter's Digest and subscribers to our Electronic Newsletter.The following announcement from Music Rewards7. Fundraising is one suchmessage. For more information about this message, and for the Scouter's Digest privacy statement, please see the bottom of this page.FROM MUSIC REWARDS7 FUNDRAISING --- <http://www.raisemoremoney.com>Are you tired of selling candy bars and coupon books? Have you had your fill of spaghetti dinners and car washes? Do you wish there was an easier way to raise money for your troop or pack?There IS an easier way -- sell great music from top-name artists instead. Your troop or pack can easily raise \$50, \$100, \$200 or even more PER SCOUT, with no risk what- soever.Our company -- Music Rewards7 Fundraising -- has a simple philosophy: thebest fundraising products deliver the best VALUE. They're products your supporters not only want, but actually get excited about purchasing for themselves, and to give as gifts (as opposed to just buying out of a senseof duty). The best products are also those that your supporters are already buying on a regular basis, because they can support your troop or pack through a purchase they would have made anyway.Very few products truly fit this description. Ours do. Our hand-picked CDs and cassettes are a terrific value. At prices ranging from just \$4 to \$10, your supporters get great music, at a great price, to support a great cause.We offer Year-round, Holiday, and Christian Family programs with music from such artists as Elvis Presley, Yanni, Trisha Yearwood, Rod Stewart, Jimmy Buffett, Santana, John Denver, The Stray Cats, Selena and many more. Our programs include classical music, Christian music, children's music, and childhood development CDs, cassettes and videos. We buy in bulk directly from the major music labels including Sony, Universal/Polygram, EMI-Capitol, and BMG, and thus are able to offer you a MINIMUM margin of 40% of sales. That's right -- you'll keep at least \$4 out of every \$10 you sell, and you'll have your money in hand immediately.We're particularly excited about our 1999 Holiday Program. This is truly the strongest program we've ever put together, and we're confident it will help your scouts raise record amounts of money, with less time and effort.Among the holiday selections are CDs from Jimmy Buffett, Trisha Yearwood, Elvis Presley, Bing Crosby, Bebe and Cece Winans, Clint Black, and many others.We've added a terrific disc of swing music by the Glenn Miller Orchestra called "In the Nutcracker Mood", as well as the "Star of Wonder" CD, featuring top country artists such as Alan Jackson, Brooks & Dunn, SteveWariner, and Diamond Rio. We've also added a great Windham Hill CD featuring new-age interpretations of traditional Christmas carols, by artists such as pianist Jim Brickman. A Motown disc, John Denver and the Muppets, Nat King Cole, Frank Sinatra, classical music, children's musicand stories - the list goes on and on.All of your

supporters are sure to find something they like in this program, and it's a very attractive and convenient way to shop for Christmas gifts. Best of all, each of the CDs in the program sell for \$10 or less --some as low as \$7 --and we have a variety of holiday cassettes priced at just \$5! Regardless of which program you choose, it costs your troop or pack absolutely nothing to participate. We provide free sales materials, shipping, and prizes. There's nothing to purchase in advance, and there are no minimum order requirements. We provide easy-to-follow instructions, and toll-free support. We invite you to visit our website at: <http://www.raisemoremoney.com> You're online right now; why not take a moment to visit our website and request a free information kit? We're confident you'll find that Music Rewards Fundraising CDs and cassettes offer the best value possible to your supporters, and that they'll make your fundraising efforts more successful than ever before. Best regards, Kent Krudwig Director of Marketing Eagle, Class of '73 Music Rewards Fundraising 2103 Stratford Court, Suite 1NE Highlands Ranch, CO 80126 (800) 770-9735 NOTICE WITH RESPECT TO PRIVACY AND THIS E-MAIL As a friend of Scouter's Digest, a subscriber to our Electronic Newsletter, or fellow Scouter interested in available Scouting resources, you were automatically included in this e-mail distribution. Scouter's Digest considers your privacy to be very important. Under no circumstances will we ever release your e-mail address to another company, and we will limit the number of advertisements we send you to those that we believe have a legitimate benefit to you as a fellow Scout leader. We assure you that any message you receive from Scouter's Digest on behalf of a third party will be clearly marked as such. If you prefer not to receive any further e-mail notifications or updates, please simply reply to this e-mail with "remove" in the subject line. Thank you.

Joke of the day

A joke for you from JokesGalore.com *****A painting contractor was speaking with a woman about her job. In the first room she said she would like a pale blue. The contractor wrote this down and went to the window, opened it, and yelled out "GREEN SIDE UP!" In the second room she told the painter she would like it painted in a soft yellow. He wrote this on his pad, walked to the window, opened it, and yelled "GREEN SIDE UP!" The lady was somewhat curious but she said nothing. In the third room she said she would like it painted a warm rose color. The painter wrote this down, walked to the window, opened it and yelled "GREEN SIDE UP!" The lady then asked him, "Why do you keep yelling 'green side up'?" "I'm sorry," came the reply. "But I have a crew of engineers laying sod across the street. @*****1000's of jokes to tickle your funny bone. <http://www.jokesgalore.com>

A mailing list to consider joining

Boy Scout Round Table Discussion List

Subject: 1999-'00 Boy Scout Themes From: ChasFeller@aol.com Date: Fri, 3 Sep 1999 00:16:37 EDT
September 3, 1999
Halo List Could someone from the list point us towards a website, or forward a list of Boy Scout monthly themes for 1999-'00. We would appreciate your assistance. Thank you.
Your friend in Scouting~\CHARLES FELLER Roundtable Commissioner The Letchworth District Western New York I used to be an Owl, now a Beaver and Vigil, and forever an Eagle.

Subject: Re: [BSRT] 1999-'00 Boy Scout Themes From: Mike Hartz <Mhartz@uic.edu> Date: Fri, 03 Sep 1999 08:37:04 -0500
Call your local council service center. They are no secret.
Subject: Re: [BSRT] 1999/2000 Program From: HAYNES NPA@aol.com Date: Fri, 3 Sep 1999 10:00:45 EDT
In a message dated 09/02/1999 5:50:52 AM Pacific Daylight Time, mjpgael@sparc.isl.net writes: Mike: My address is; Dennis Haynes 10126 Meadow Glen Way East Escondido, CA 92026
Thanx Dennis << What are your BSRT attendance incentives mentioned in your post on your >1999/2000 Program? I would like to get our attendance up, and am open for suggestions! Send me your mailing address and I put copies of material in the mail. Michael >>
Subject: Re: [BSRT] 1999/2000 Program From: "Barbara Ford" <littlehoney@hotmail.com> Date: Fri, 03 Sep 1999 09:25:55 PDT
I would appreciate some ideas as well. Our Roundtable is not going well. In fact, there isn't even a R/T Commissioner! I would like to send you some \$ for postage if you give me your address. THANKS! Barbara Ford 1353 Kim Place Minden, NV 89423 better e-mail address: bford@wncc.nevada.edu
Thanks again. Get Your Private, Free Email at <http://www.hotmail.com>
Subject: RT attend ideas From: dhollar@coyle.k12.ok.us Date: Fri, 3 Sep 1999 12:05:05 -0500
I am a new RT Commish.

Receiving suggestions from previous Commish. Also to comments here. We recently redrew our district boundaries and consolidated some. We are making a point of meeting in a geographically central location as an effort not to lose interest from the "other side" of the new district. DE is actively supportive and cooperative. Dist. Comm. is active. Commish meetings happen. I have asked my wife to look for some inexpensive give aways for the RT next week. I am waiting on a list of units and leaders with addresses, etc. so I can communicate with them about the RTs. Let those who were not present what they missed and what is coming up. I have a theme for each month. We took care of this at the first RT. Handouts related to the months topics or themes are welcome. Handouts on Scout Skills are appreciated. Handouts need to be usable and clear though. Working my ticket if I can. Beavers rule predators drool. David Hollar

Subject: Re: [BSRT] RT attend ideas
From: Tuwanda@aol.com
Date: Fri, 3 Sep 1999 17:22:56 EDT

As far as monthly themes for our Boy Scout R/T's I plan on copying the theme-related materials right out of that new set of books (the ones which replace Woods Wisdom). Our council wisely provided a set to all RT commishes FOC. I also intend to do a drawing for an inexpensive camping item or theme-related item. I figure even if I only spent \$10-15-20 for the item, it will still be a big draw to our round table. Something else I tried last year, which it seemed to work well for some people, was I made out a schedule for the entire year's worth of roundtable programs and who the guest speaker was going to be (or that a guest speaker was needed). The programs were tied to the monthly themes for most months so the scheduling was pretty much a no-brainer for me. I tried to instill the idea that roundtable was not only to gather information of the district happenings but is an ongoing training (or refresher) in Scout skills and Scouter skills. Our attendance has gone way up. Also, I think word has gotten around that I like to actually be DONE by 8:30. This way people know they can expect to be home at a decent hour OR have more time to spend in the networking in the parking lot. (Heck, the guys in our district have so much fun socializing in the parking lot that I threatened to hold our last district dinner out there!!) YIS Katherine Coates (who hopes she was helpful to you even though she is a good old FOX!!!)

Subject: Re: [BSRT] RT attend ideas
From: dhollar@coyle.k12.ok.us
Date: Fri, 3 Sep 1999 16:28:42 -0500

Thank you Katherine Coates for your comment. In my earlier note I was a little rushed (noon duty time here at the High School). I did not say a thing about the idea of making an agenda and sticking to it. That is something I have noted in other organization's meetings that seem to have a good draw. Everyone knows there is an agenda and that it is followed. If people know that you start and end as published, they feel like you have your act together and feel like it is worth their time to attend. YIS David Hollar (Beaver one, Beaver all)

End of BSRT Digest
This list is provided as a public service by the Bowline Scouting Community
<http://www.bowline.org> and Dynapolis Internet Communities <http://www.dynapolis.com>
For questions or problems, write the Listmaster <listmaster@dynapolis.com>.

GILWELL GAZETTE

CAMP MAKUALLA, CRATER LAKE COUNCIL FINAL
EDITION

SEPTEMBER 19,1999

LAST DAY !!!

September 18, 1999

Dear Scouters of Gilwell Troop 1,

I would like to commend you on completing the practical portion of Wood Badge. All of you conducted yourselves in manner that represented the highest ideas of Scouting. You helped each other individually from the very first day we arrived. You started functioning as a patrols quicker than other patrols I have observed on other Wood Badge Courses. By the third day all of you were operating as a troop and supporting the other patrols. This is something that all of you should be very proud of. This is not taught on course. We as staff just provide the opportunities and it up to each of you to apply it. Remember the patrol method is the foundation that we use to accomplishing the aims (Character, Citizenship, Fitness) of Scouting. This was Baden-Powell's concept nearly 100 years ago. An you know it still works today.

What you just experienced can never be duplicated. It is up to each of you to remember this experience: how patrols can function and just exactly what the ASpirit of Scouting@ feels like. It is only with this feeling can you understand the aims of Scouting and apply the methods of Scouting to meet these aims.

I challenge you to start working on your ticket and complete it. It is only by completing your ticket can you be awarded the Wood Badge. By your performance here at Camp Makualla each of you deserve to wear the Wood Badge. We have taken you this far it is up to you now to complete the journey.

I wish you the very best in whatever Scouting endeavor you pursue. Take care.

Yours in Scouting,

Bill Bradley
Scoutmaster
WE1-491-99

One Small Step, One Great Leap


(A personal letter to the individuals completing the Practical Phase of WE1-491-99)

My sincere and heartfelt congratulations to all of you on the successful completion of APhase I@ of your Wood Badge training. Over the past days you have been required to participate in activities that were unexpected, sometimes unfamiliar, difficult, and tiring while under varying degrees of stress and exhaustion. You did it! In some cases you were required to delve deep to find reserves of mental and physical strength you did not know you possessed. You were forced to communicate with, trust in, depend on, and lead or follow fellow members of your course. You did it!

You have learned the skills of leadership that Wood Badge is designed to teach, Now comes the hard part, putting these skills into action. In the next six months to two years you will be doing precisely that, using what you have learned to further the Scouting movement and all the important and valuable programs this entails.

Because of you, and others like you, Scouting continues to grow and to provide the moral, spiritual, physical and practical lessons so needed by the youth of today. In addition to returning to serve your own units, I hope some of you will consider applying to serve on a Wood Badge staff in a few years so that you may continue to insure our Scouting program meets its critical need for good leadership at all levels. It has been my singular pleasure to be a part of YOUR Wood Badge course. I hope to be able to serve with you in various capacities in the future as we continue to work for the betterment of our young people. Good luck on completing your tickets.

Yours in Scouting,
 Rex N. Clarke
 Troop Committee Chairman Article heading

 We would like to keep track of each other. Please write your patrol's name, patrol members' names, e-mail addresses, and submit this page to Assistant Senior Patrol Leader, Maureen Adams before you leave today. Thank you for a wonderful experience.

PATROL:

Name	e-mail address