

VCU
MATH 200
CALCULUS I

R. Hammack

TEST 3

November 20, 2015

Name: Richard

Score: 100

Directions. Answer the questions in the provided space. Unless noted otherwise, you must show and explain your work to receive full credit. Put your final answer in a when appropriate.

This is a closed-book, closed-notes test. Calculators, computers, etc., are not used. Please put all phones away.

1. (25 points) Find the indefinite integrals.

$$\begin{aligned} \text{(a)} \quad \int \left(x^2 + \frac{1}{x^2} + e \right) dx &= \int (x^2 + x^{-2} + e) dx \\ &= \frac{x^3}{3} + \frac{x^{-2+1}}{-2+1} + ex + C = \boxed{\frac{x^3}{3} - \frac{1}{x} + ex + C} \end{aligned}$$

$$\begin{aligned} \text{(b)} \quad \int \sqrt[5]{x^3} dx &= \int x^{\frac{3}{5}} dx = \frac{x^{\frac{3}{5}+1}}{\frac{3}{5}+1} + C \\ &= \frac{x^{\frac{8}{5}}}{\frac{8}{5}} + C = \boxed{\frac{5}{8} \sqrt[5]{x^8} + C} \end{aligned}$$

$$\begin{aligned} \text{(c)} \quad \int \frac{e^{2x} + e^{-2x}}{e^x} dx &= \int \left(\frac{e^{2x}}{e^x} + \frac{e^{-2x}}{e^x} \right) dx \\ &= \int (e^{2x-x} + e^{-2x-x}) dx = \int (e^x + e^{-3x}) dx \\ &= \boxed{e^x - \frac{1}{3} e^{-3x} + C} \end{aligned}$$

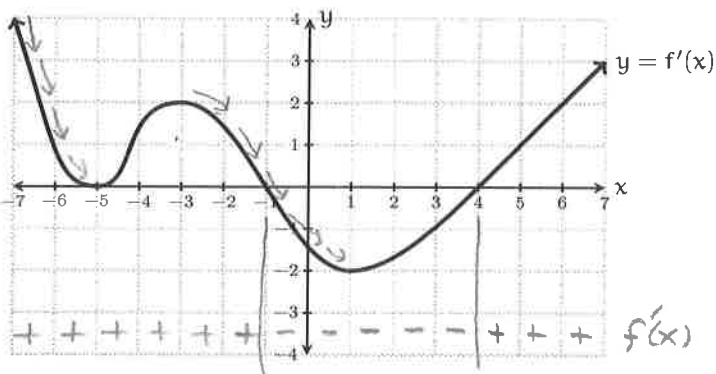
$$\begin{aligned} \text{(d)} \quad \int 2 \sec^2(3x) dx &= 2 \int \sec^2(3x) dx \\ &= 2 \frac{1}{3} \tan(3x) + C = \boxed{\frac{2 \tan(3x)}{3} + C} \end{aligned}$$

(e) If $f(x)$ and $g(x)$ are differentiable functions, then

$$\int f'(g(x)) g'(x) dx = f(g(x)) + C$$

chain rule
in reverse

2. (15 pts.) The graph of the derivative $f'(x)$ of a function $f(x)$ is sketched below. Answer the following questions about the function $f(x)$.



- (a) List the critical points of $f(x)$.

$-5, -1, 4$

(Because $f'(-5) = 0$, $f'(-1) = 0$, $f'(4) = 0$)

- (b) State the interval(s) on which $f(x)$ increases.

$(-\infty, -1)$ and $(4, \infty)$

(Because $f'(x) \geq 0$ there)

- (c) State the interval(s) on which $f(x)$ decreases.

$(-1, 4)$

(Because $f'(x) \leq 0$ there)

- (d) State the locations of the relative extrema of $f(x)$.

Local max at $x = -1$

Local min at $x = 4$

- (e) State the interval(s) on which $f(x)$ is concave down.

$(-\infty, -5)$ and $(-3, 1)$

Reason: on these intervals $f'(x)$ is decreasing, so its derivative $f''(x)$ is negative, i.e. $f''(x) \leq 0$, so $f(x)$ is concave down.

3. (15 pts.) The function $f(x) = x \ln(x)$ has domain $(0, \infty)$.

(a) Find the critical points of $f(x)$.

$$f'(x) = (1) \ln(x) + x \frac{1}{x} = \ln(x) + 1$$

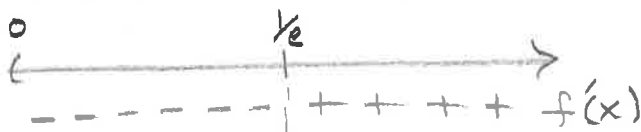
$$\text{Solve: } \ln(x) + 1 = 0$$

$$\ln(x) = -1$$

$$e^{\ln(x)} = e^{-1}$$

$$x = e^{-1} = \boxed{\frac{1}{e}}$$

(b) Find the intervals on which $f(x)$ increases.



Increasing on $\boxed{(\frac{1}{e}, \infty)}$

(c) Find the intervals on which $f(x)$ decreases.

Decreasing on $\boxed{(0, \frac{1}{e})}$

(d) State the locations of the local maxima of $f(x)$ (if any).

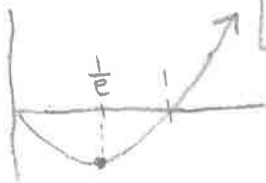
$\boxed{\text{No local max}}$

(e) State the locations of the local minima of $f(x)$ (if any).

$\boxed{\text{Local min at } x = \frac{1}{e}}$

(f) State the absolute extrema of $f(x)$ (if any).

$\boxed{\text{Absolute min at } x = \frac{1}{e}}$



4. (10 pts.) Use L'Hôpital's rule to find the limits.

$$(a) \lim_{x \rightarrow \pi} \frac{\cos(x) + 1}{(x - \pi)^2} =$$

← form $\frac{0}{0}$

$$= \lim_{x \rightarrow \pi} \frac{-\sin(x) + 0}{2(x - \pi)'} =$$

← Apply L.R.

$$= \lim_{x \rightarrow \pi} \frac{-\sin(x)}{2x - 2\pi}$$

← form $\frac{0}{0}$

$$= \lim_{x \rightarrow \pi} \frac{-\cos(x)}{2}$$

← Apply L.R.

$$= \frac{-\cos(\pi)}{2} = \boxed{\frac{1}{2}}$$

$$(b) \lim_{x \rightarrow 0} \csc(7x) \sin(6x) =$$

← form $\infty \cdot 0$

$$= \lim_{x \rightarrow 0} \frac{\sin(6x)}{\frac{1}{\csc(7x)}}$$

$$= \lim_{x \rightarrow 0} \frac{\sin(6x)}{\sin(7x)}$$

← form $\frac{0}{0}$

$$= \lim_{x \rightarrow 0} \frac{\cos(6x) \cdot 6}{\cos(7x) \cdot 7}$$

← Apply L.R.

$$= \frac{\cos(0) \cdot 6}{\cos(0) \cdot 7} = \frac{1 \cdot 6}{1 \cdot 7} = \boxed{\frac{6}{7}}$$

5 (15 pts.) Find positive numbers x and y for which $xy = 12$, and the sum $2x + y$ is as small as possible.

Minimize:

$$2x + y = 2x + \frac{12}{x}$$

$$y = \frac{12}{x}$$

$$f(x) = 2x + \frac{12}{x}$$

Find abs. min. of this on $(0, \infty)$

$$f'(x) = 2 - \frac{12}{x^2} = 0$$

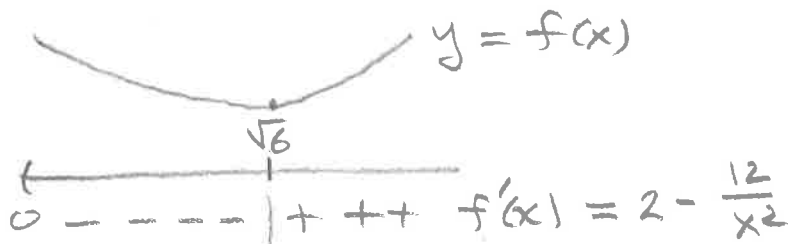
$$2 = \frac{12}{x^2}$$

$$2x^2 = 12$$

$$x^2 = 6$$

$$x = \sqrt{6}$$

(critical point)



Absolute min for $x = \sqrt{6}$

$$y = \frac{12}{\sqrt{6}} = \frac{12\sqrt{6}}{\sqrt{6}\sqrt{6}}$$

$$= \frac{12}{6}\sqrt{6} = 2\sqrt{6}$$

Answer: $x = \sqrt{6}$
 $y = 2\sqrt{6}$

6. (10 pts.) A spherical balloon is inflated and its volume increases at a rate of 15 cubic inches per minute. What is the rate of change of its radius when the radius is 10 inches?

Know $\frac{dV}{dt} = 15$

Want $\frac{dr}{dt}$ when $r=10$



$$V = \frac{4}{3}\pi r^3$$

$$\frac{d}{dt}[V] = \frac{d}{dt}\left[\frac{4}{3}\pi r^3\right]$$

$$\frac{dV}{dt} = \frac{4}{3}\pi 3r^2 \frac{dr}{dt}$$

$$\frac{dV}{dt} = 4\pi r^2 \frac{dr}{dt}$$

$$15 = 4\pi r^2 \frac{dr}{dt}$$

$$\frac{dr}{dt} = \frac{15}{4\pi r^2}$$

$$= \frac{15}{4\pi 10^2} = \frac{15}{400\pi}$$

$$= \boxed{\frac{3}{80\pi} \text{ inches/min}}$$

Sphere formulas:

$$\text{Volume} = \frac{4}{3}\pi r^3$$

$$\text{Area} = \frac{1}{3}\pi r^2$$

7. (10 pts.) Suppose $f(x)$ is a function for which

$$f'(x) = \frac{1}{x} + \sin(\pi x) \text{ and } f(1) = \frac{2}{\pi}. \text{ Find } f(x).$$

$$f(x) = \int \left(\frac{1}{x} + \sin(\pi x) \right) dx$$

$$\hookrightarrow f(x) = \ln|x| - \frac{1}{\pi} \cos(\pi x) + C$$

To find C , note that

$$\frac{2}{\pi} = f(1) = \ln|1| - \frac{1}{\pi} \cos(\pi \cdot 1) + C$$

$$\frac{2}{\pi} = 0 - \frac{1}{\pi}(-1) + C$$

$$C = \frac{2}{\pi} - \frac{1}{\pi} = \frac{1}{\pi}$$

Therefore $f(x) = \ln|x| - \frac{1}{\pi} \cos(\pi x) + \frac{1}{\pi}$