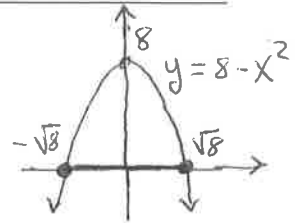


1. Consider the function $g(x) = x\sqrt{8-x^2} = x(8-x^2)^{1/2}$



(a) Find all critical points of $g(x)$. First, notice that for x to be in the domain of $g(x)$ we must have $8-x^2 \geq 0$, meaning $-\sqrt{8} \leq x \leq \sqrt{8}$, so the domain of $g(x)$ is the interval $[-\sqrt{8}, \sqrt{8}] = [-2\sqrt{2}, 2\sqrt{2}]$. All crit. pts. must be in $[-\sqrt{8}, \sqrt{8}]$

Find critical points:

$$g'(x) = (1)\sqrt{8-x^2} + x \cdot \frac{1}{2}(8-x^2)^{-1/2}(-2x)$$

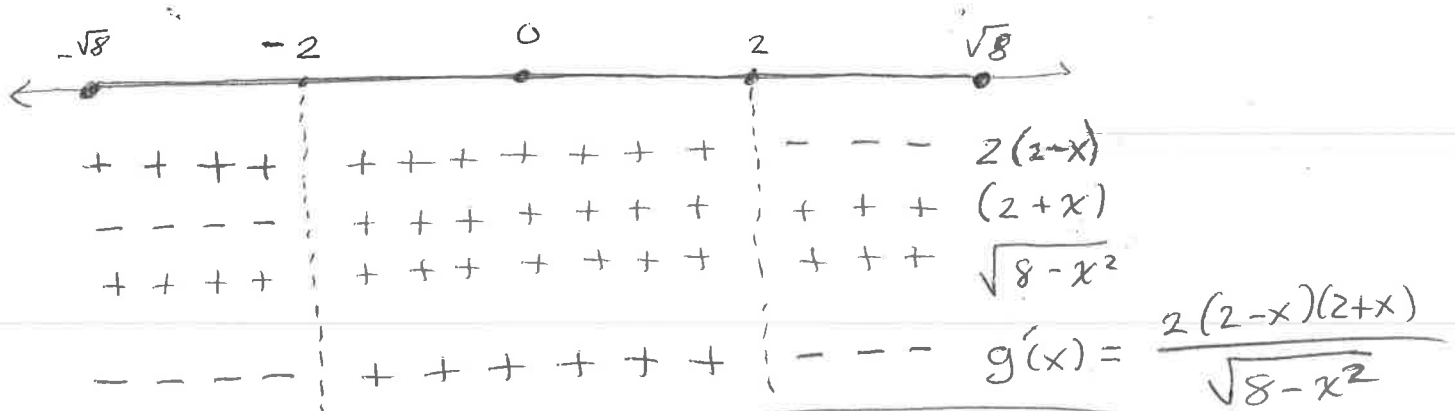
$$= \sqrt{8-x^2} - \frac{x^2}{\sqrt{8-x^2}}$$

$$= \frac{\sqrt{8-x^2}\sqrt{8-x^2} - x^2}{\sqrt{8-x^2}} = \frac{8-x^2-x^2}{\sqrt{8-x^2}}$$

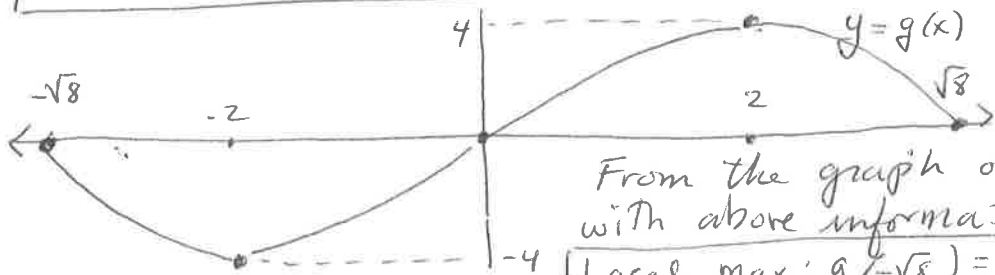
$$= \frac{8-2x^2}{\sqrt{8-x^2}} = \frac{2(4-x^2)}{\sqrt{8-x^2}} = \frac{2(2-x)(2+x)}{\sqrt{8-x^2}}$$

From this we see that $g'(x)$ is undefined if $x = \pm\sqrt{8} = \pm 2\sqrt{2}$ and $g'(x) = 0$ if $x = \pm 2$. Critical points: $2, -2, \sqrt{8}, -\sqrt{8}$

(b) Find the locations of the local minima and maxima (if any) of $g(x)$.



Local min: $g(-2) = -2\sqrt{8-(-2)^2} = -4$ at $x = -2$
 Local max: $g(2) = 2\sqrt{8-2^2} = 4$ at $x = 2$



From the graph of $y = g(x)$ sketched with above information, can also see:

Local max: $g(-\sqrt{8}) = 0$ at $-\sqrt{8}$
 Local min: $g(\sqrt{8}) = 0$ at $\sqrt{8}$